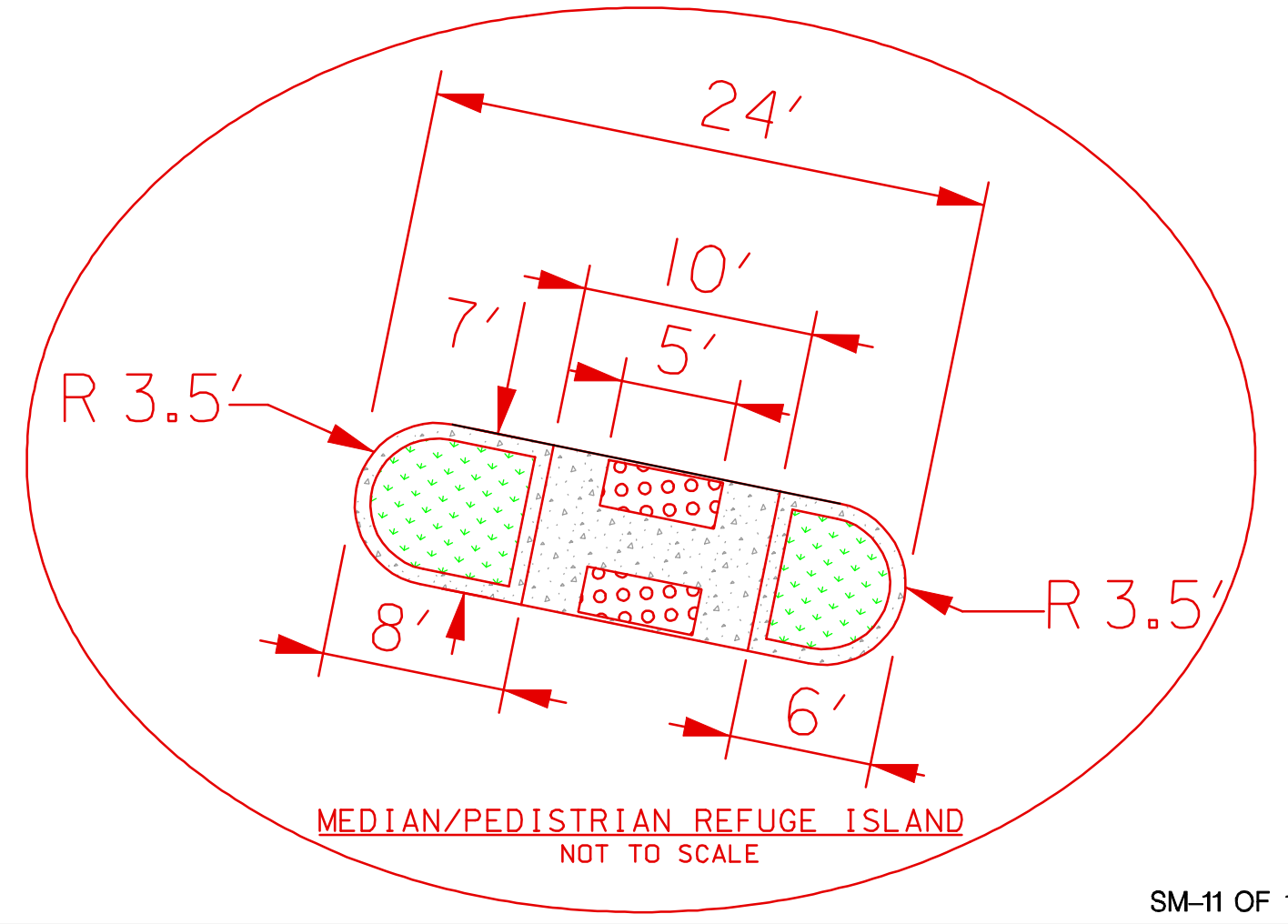
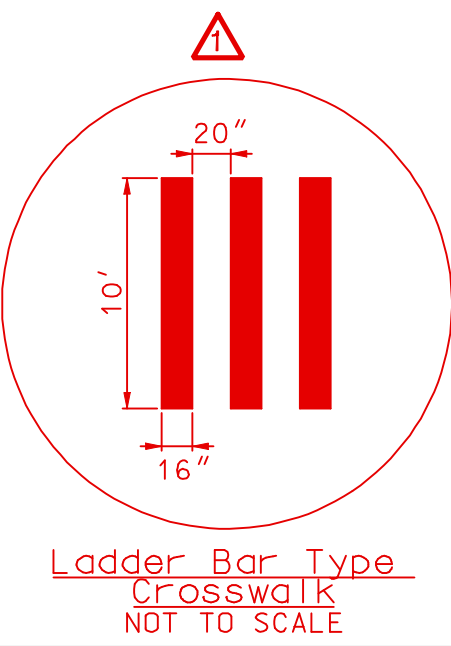
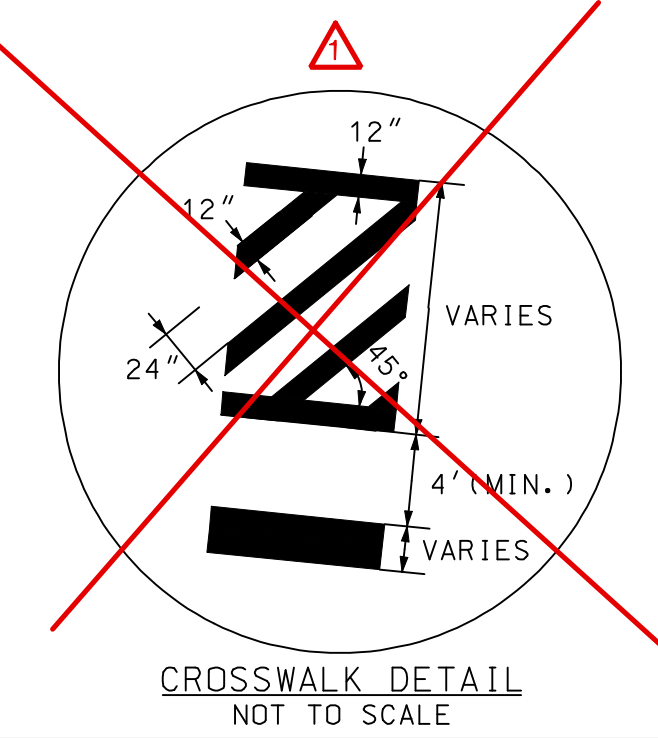


MATCH LINE - SEE DWG. NO. SM-10

MATCH LINE - SEE DWG. NO. SM-12

LEGEND

- | | |
|---|---|
| (A) 5" WHITE THERMOPLASTIC: SOLID | (I) SIGN TO BE REPLACED |
| (B) 5" WHITE THERMOPLASTIC: 3'-9"-3' | (J) 5" BLUE PAVEMENT MARKINGS PAINT LINES: SOLID |
| (C) 5" WHITE PAVEMENT MARKINGS PAINT LINES: SOLID | (K) 8" WHITE THERMOPLASTIC: 4'-4'-4' |
| (D) 5" YELLOW THERMOPLASTIC: SOLID | (L) 16" WHITE THERMOPLASTIC: SOLID |
| (E) 5" DOUBLE YELLOW THERMOPLASTIC: SOLID | (M) 16" WHITE THERMOPLASTIC: SOLID - LADDER BAR TYPE CROSS-WALK |
| (F) 12" WHITE THERMOPLASTIC: SOLID | (N) CONSTRUCT SIDEWALK RAMPS PER SHA STANDARD MD-655.11 |
| (G) 24" WHITE THERMOPLASTIC: SOLID | (P) CONSTRUCT SIDEWALK RAMPS PER SHA STANDARD MD-655.12 |
| (H) SIGN AND SUPPORT TO BE RELOCATED | (Q) NOSE DOWN END OF CURB AND SIDEWALK |



SIGNING LEGEND	
SYMBOL	DESCRIPTION
	EXISTING GROUND MOUNTED SIGN AND SUPPORTS
	PROPOSED GROUND MOUNTED SIGN AND SUPPORTS
	EXISTING SIGN TO REMAIN
	EXISTING SIGN TO BE REMOVED
	PROPOSED SIGN TO BE INSTALLED
	PROPOSED TRAFFIC FLOW
	PROPOSED GUARDRAIL

CROSS REFERENCE	
ITEM	SHEET NO.
TITLE SHEET	1
GEOMETRY SHEET	2-4
TYPICAL SECTIONS	5-6
PLAN SHEETS	7-22
PROFILE SHEET	23
RETAINING WALL PLAN AND DETAILS	25-27
BRIDGE PLAN AND DETAILS	28-39
STREAM RESTORATION PLAN AND DETAILS	40-49
E & S CONTROL PLAN AND DETAILS	50-68
TRAFFIC CONTROL PLANS	69-81
TREE SAVE/FC EXEMPTION PLANS	82-98
LANDSCAPING PLANS	99-115
SIGNING AND PAVEMENT MARKING PLANS	116-131
LIGHTING PLANS AND DETAILS	132-135

PROFESSIONAL CERTIFICATION
 I HEREBY CERTIFY THAT DOCUMENTS WERE PREPARED OR APPROVED BY ME, AND THAT I AM A DULY LICENSED PROFESSIONAL ENGINEER UNDER THE LAWS OF THE STATE OF MARYLAND. LICENSE NO. 12042. EXPIRATION DATE: 7/15/2012.

AMT
A. MORTON THOMAS AND ASSOCIATES, INC.
 CONSULTING ENGINEERS
 12750 TWINBROOK PARKWAY, SUITE 200, ROCKVILLE MD 20852
 TEL (301) 881-2548 FAX (301) 881-8814
 E-MAIL: AMT@AMTENGINEERING.COM
 AMT FILE # 100-0338-01

WR
WHITNEY BAILEY COX MAGNANI
 CONSULTING ENGINEERS
 849 FAIRMOUNT AVENUE
 SUITE 100
 BALTIMORE, MD 21286
 (410) 512-4500

A JOINT VENTURE

NO.	REVISION	DATE	BY

INTERSECTION IMPROVEMENTS MODIFICATION 02/20/14 JCS

MONTGOMERY COUNTY DEPARTMENT OF PUBLIC WORKS AND TRANSPORTATION
 ROCKVILLE, MARYLAND

RECOMMENDED FOR APPROVAL

Chief, Design Section _____ Date _____
 APPROVED

Chief, Division of Capital Development _____ Date _____

Designed by: MJC Drawn by: MJC Checked by: BVW

MACARTHUR BOULEVARD BIKEWAY IMPROVEMENTS
 I-495 TO OBERLIN AVENUE
 SIGNING & PAVEMENT MARKING PLAN
 STA. 106+50 TO 116+00

SCALE: 1" = 30'

Project No.: CIP 500718 SHEET 126 of 135